

DECOR CERA

PORCELAIN VITRIFIED TILES

SIZE 300x600 MM | WALL & FLOOR


600 x
300 MM

AEMEDA



600 x
300 MM

AEMEDA **WHITE**



600 x
300 MM

CASTLE CREMA



600 x
300 MM

CASTLE GREY



600 x
300 MM

CONEDO BEIGE



600 x
300 MM

CONEDO GREY



600 x
300 MM

FEASTA BEIGE



600 x
300 MM

FEASTA BROWN







600 x
300 MM

FIESTA CREMA











600 x
300 MM

GEO BEIGE



600 x
300 MM

GEO WHITE



600 x
300 MM

HARVI BEIGE




600 x
300 MM

HARVI WHITE



600 x
300 MM

OXIDE BROWN




600 x
300 MM

OXIDE GREY



600 x
300 MM

PESCO CREMA



600 x
300 MM

PESCO GREY



600 x
300 MM

RIO IVORY



600 x
300 MM

RIO TUSK



600 x
300 MM

STARK BROWN



600 x
300 MM

STARK GREY



600 x
300 MM

THAR BROWN



600 x
300 MM

THAR GREY





600 x
300 MM

AMAZONE BROWN



600 x
300 MM

ARBOR WHITE



600 x
300 MM

ARCHI GREY



600 x
300 MM

ARISTON CREMA



600 x
300 MM

ARKON BEIGE



600 x
300 MM

BELZA DARK GREY



600 x
300 MM

BENINI CREMA




600 x
300 MM

BLAZE GREY



600 x
300 MM

BRUNO BEIGE



600 x
300 MM

CASTILA GOLD



600 x
300 MM

CLAY CREMA



600 x
300 MM

COTEX BEIGE



600 x
300 MM

DIAZA WHITE



600 x
300 MM

FEONA SILVER



600 x
300 MM

FERRO DARK



600 x
300 MM

LACA WHITE



600 x
300 MM

LAPIS BEIGE




600 x
300 MM

LUXOR CREMA




600 x
300 MM

NIKOL IVORY








600 x
300 MM

ORSON SILVER



600 x
300 MM

SARAN BEIGE




600 x
300 MM

TECCO SATVARIO



600 x
300 MM

TITAL GREY



600 x
300 MM

WIZER WHITE



600 x
300 MM

AGATHA ONYX



600 x
300 MM

ALTO GREY



600 x
300 MM

AMRON BEIGE



600 x
300 MM

AMRON GREY



600 x
300 MM

AMRON OFF WHITE



600 x
300 MM

DUST TUSK





600 x
300 MM

DYNA ROYAL



600 x
300 MM

EBULE BEIGE



600 x
300 MM

EUROPA BEIGE






600 x
300 MM

EUROPA GREY




600 x
300 MM

IRONY BROWN



600 x
300 MM

KEROS SATVARIO






600 x
300 MM

LOREDO GRAY



600 x
300 MM

MASET SATVARIO




600 x
300 MM

OCEAN ICE



600 x
300 MM

OCEAN MOKA



600 x
300 MM

OCEAN NERO




600 x
300 MM

RIVERA MARFIL






600 x
300 MM

ROMAN SATVARIO



600 x
300 MM

SATVARIO NATURAL






600 x
300 MM

SATVARIO QUANTUAM



600 x
300 MM

TRAVERTINO BEIGE



600 x
300 MM

TRAVERTINO CREMA



600 x
300 MM

TRAVERTINO IVORY




















600 x
300 MM

VANATO BIANCO



TECHNICAL SPECIFICATIONS

| | CHARACTERISTIC | STANDARD AS PER ISO-13006/ EN14411 GROUP B1a | VALUE | TEST METHOD |
|---|--|--|-----------------------------|--------------|
| A. | REGULATORY PROPERTIES | | | |
|  | Deviation in length & width | ±0.5 % | ±0.1 % | ISO-10545-2 |
|  | Deviation in thickness | ±5.0 % | ±4.0 % | ISO-10545-2 |
|  | Straightness in side | ±0.5 % | ±0.1 % | ISO-10545-2 |
|  | Rectangularity | ±0.5 % | ±0.1 % | ISO-10545-2 |
|  | Surface flatness | ±0.5 % | ±0.2 % | ISO-10545-2 |
|  | Color difference | Unaltered | No change | ISO-10545-16 |
|  | Glossiness | As per mfg | Min 4% | GLOSSOMETER |
| B. | STRUCTURAL PROPERTIES | | | |
|  | Water absorption | ≤ 0.05 % | ≤ 0.05 % | ISO-10545-3 |
|  | Apparent density | > 2.0 g/cc | > 2.10 g/cc | DIN 51082 |
| C. | MASSIVE MECHANICAL PROPERT IES | | | |
|  | Modulus of rupture | Min. 35 N/mm2 | Min. 40 N/mm2 | ISO-10545-4 |
|  | Breaking strength | Min. 1300 N | Min. 2000 N | ISO-10545-4 |
|  | Impact resistance | As per mfg. | Min. 0.55 | ISO-10545-5 |
| D | SURFACE MECHANICAL PROPERT IES | | | |
|  | Surface abrasion resistance | As per mfg | Min. Class-4 | ISO-10545-7 |
|  | MOH's hardness | As per mfg | Min. 5 | EN 101 |
| E. | THERMO HYGROMETRIC PROPER TIES | | | |
|  | Frost resistance | No damage | No damage | ISO-10545-12 |
|  | Thermal shock resistance | No damage | No damage | ISO-10545-9 |
|  | Moisture expansion | Nil | Nil | ISO-10545-10 |
|  | Thermal expansion (COE) | Max. 9.0 x 10 ⁻⁶ | Max. 6.5 x 10 ⁻⁶ | ISO-10545-8 |
|  | Crazing resistance | As per mfg | Min. 10 Cycle | ISO-10545-11 |
| F. | CHEMICAL PROPERTIES | | | |
|  | Chemical resistance | No damage | No damage | ISO-10545-13 |
|  | Stain resistance | Resistant | Resistant | ISO-10545-14 |
| G | SAFETY PROPERTIES | | | |
|  | Slip resistance | As per mfg | > 0.40 | ISO-10545-17 |
|  | Fire resistance | As per mfg | Fireproof | N. A. |
|  | Lead & Cadmium given off by glazed tiles | As per mfg | Does not yield Pb & Cd | ISO-10545-15 |

PACKING DETAIL

| Size | Normal Thickness | No. Of Tiles / Box | Coverage Area | Weight Per Box |
|--------------|-------------------|--------------------|---------------|--------------------|
| 300 x 600 mm | 9.0 mm (Approx.) | 5 Pcs. | 0.90 Sq. Mtr. | 18.00 Kg. (Approx) |